

# How Ohio Gives

Total Ohio giving rose modestly in 2015, up just 1% from the year before, with a drop in individual giving offset by an increase in foundation giving.  
#OhioGives



**\$1.67B**

## TOTAL FOUNDATION GIVING

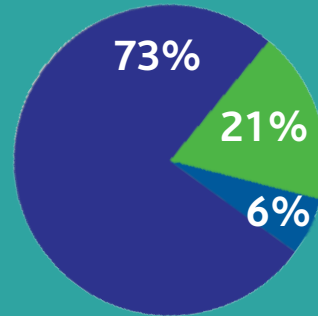


Foundation giving rose 15% in 2015 to a record high.

Individuals gave \$5.85 billion

**\$7.98B**

## TOTAL OHIO GIVING

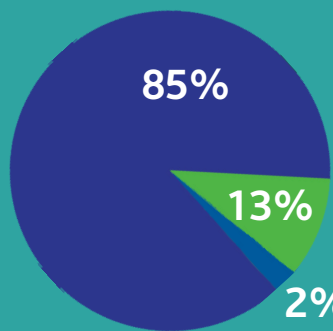


Foundations gave \$1.67 billion

United Ways and others gave \$460 million

**\$23.39B**

## OHIO FOUNDATION ASSETS



Most foundations are small, with assets under \$5 million

13% have \$5-\$50 million in assets

2% have assets over \$50 million

**\$5.85B**

## INDIVIDUAL GIVING



Ohioans gave less to charities in 2015, down 3%

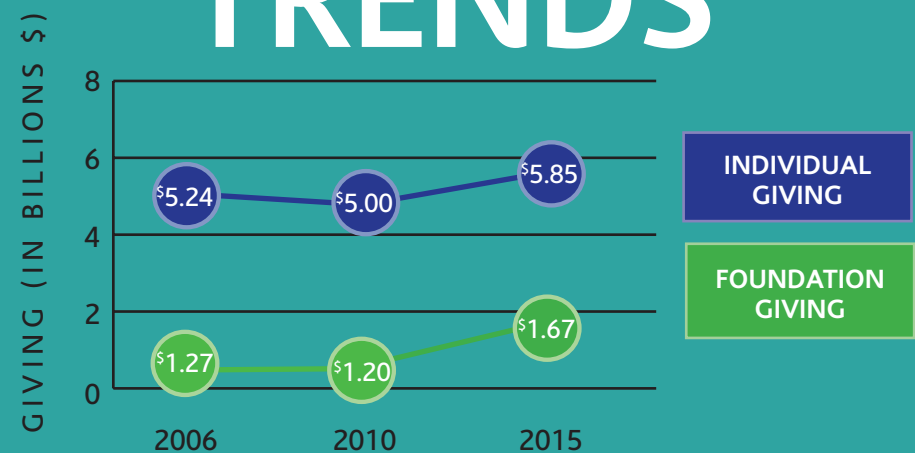
**3,626**

## TOTAL OHIO FOUNDATIONS



Ohio ranks 7th in the number of U.S. foundations and 11th in giving.

## 10 YEAR GIVING TRENDS



**92%**  
ARE PRIVATE FOUNDATIONS

**3%**  
ARE OPERATING FOUNDATIONS

**3%**  
ARE CORPORATE FOUNDATIONS

**2%**  
ARE COMMUNITY FOUNDATIONS

**\$177.5M**

## TOTAL UNITED WAY GIVING

**4** gave \$10M and more  
**14** gave \$1M – \$10M  
**58** gave less than \$1M

